

DATASHEET

# Chicago Metallic<sup>™</sup> T24 1812

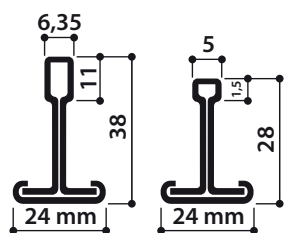


**Sounds Beautiful**

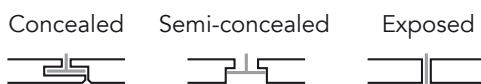
# Chicago Metallic™ T24 1812

- 24mm grid with an universal main runner and joggled-end cross tees
- 38 main and cross tees for medium load bearing capacity
- Ease of installation and smooth coupling that allow demountability
- Used to create concealed and exposed ceiling solutions

## Cross-section



## Compatible tiles















## Coupling

Joggled end

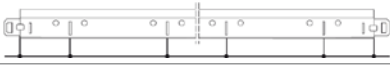
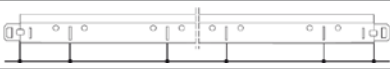


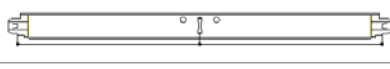

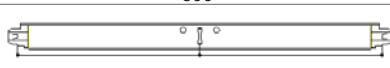


## Assortment

| Product group             |   | Component description                                       | Height (mm) | Length (mm) | Body Material thickness | Colour | Pcs per pack | Lm per pack | Kg per pack |
|---------------------------|---|---|-------------|-------------|-------------------------|--------|--------------|-------------|-------------|
| <b>Main runner</b>        |   |   |             |             |                         |        |              |             |             |
| T24 MR CLICK              |  | Main runner T24 Click                                       | 38          | 3600        | 0.3mm                   | 02     | 20           | 72          | 21          |
| T24 MR CLICK              |  |   | 38          | 3600        | 0.27mm                  | 02     | 20           | 72          | 20.5        |
| T24 MR CLICK              |  |   | 38          | 3000        | 0.27mm                  | 02     | 20           | 60          | 17          |
| <b>Cross tee</b>          |   |   |             |             |                         |        |              |             |             |
| T24 CT CLICK              |  | Cross tee T24 Click   | 28          | 600         | 0.3mm                   | 02     | 60           | 36          | 8.16        |
| T24 CT CLICK              |  |   | 28          | 1200        | 0.3mm                   | 02     | 60           | 72          | 16.25       |
| T24 CT CLICK              |  |   | 28          | 600         | 0.27mm                  | 02     | 60           | 36          | 8           |
| T24 CT CLICK              |  |   | 28          | 1200        | 0.27mm                  | 02     | 60           | 72          | 16          |
| <b>Wall angle options</b> |   |   |             |             |                         |        |              |             |             |
| L24x24                    |  | L Wall angle 24 x 24mm                                      | 24          | 3000        | 0.4mm                   | 02     | 40           | 120         | 19.7        |
| W20x10x10x14              |  | W Profile 20 x 10 x 10 x 14mm                               | 20          | 3000        | 0.4mm                   | 02     | 40           | 120         | 20          |
| W22x15x15x15              |  | W Profile 22 x 15 x 15 x 15mm                               | 22          | 3000        | 0.4mm                   | 02     | 40           | 120         | 28.5        |
| <b>Accessories</b>        |   |   |             |             |                         |        |              |             |             |
| SH 80                     |  | Direct suspension clip. T-profile H 80mm. Max. weight 35 kg | 54.6        | 36          |                         |        | 150          |             | 3.32        |
| FH B                      |  | Hanger. Height 57.5mm. Max weight 35kg                      | 57.5        | 21.5        |                         |        | 200          |             | 3.21        |



## Position of slots and suspension holes

| Product group | Component description | Height (mm) | Length (mm) | Slots | Distance between slots (mm)   |
|---------------|-----------------------|-------------|-------------|-------|---|
| T24 MR CLICK  | Main runner T24 Click | 38          | 3600        | 12    | <br>150 / 300 / 10 x 300 / 150 |
| T24 MR CLICK  |                       | 38          | 3600        | 12    | <br>150 / 300 / 10 x 300 / 150 |
| T24 MR CLICK  |                       | 38          | 3000        | 10    | <br>150 / 300 / 8 x 300 / 150 |
| T24 CT CLICK  | Cross tee T24 Click   | 28          | 600         | 0     | <br>600                      |
| T24 CT CLICK  |                       | 28          | 1200        | 1     | <br>600 / 600                |
| T24 CT CLICK  |                       | 28          | 600         | 0     | <br>600                      |
| T24 CT CLICK  |                       | 28          | 1200        | 1     | <br>600 / 600                |

## Performance



### Load bearing capacity

| Kg/m <sup>2</sup>    |                    |
|----------------------|--------------------|
| Hanger distance (mm) | Maximum deflection |
| 1200                 | 3.3 mm             |
|                      | 12                 |



### Reaction to fire

Non-combustible

# Sounds Beautiful

